

RF SWITCHES BY CEL

RF Switch Applications



WLAN



Zigbee®



AMI/AMR



Bluetooth™







Mobilecomm



General Purpose / Short Range Wireless

SPDT Switches

CEL Part Numbers	Switch Type	MAX Freq. (GHz)	Insertion Loss (dB)		Isolation (dB)		Compression point @ 3V (dBm)		Drop-in Replacement to Renesas	Package (mm)
			2.5 GHz	6.0 GHz	2.5 GHz	6.0 GHz	2.5 GHz	6.0 GHz		
CG2163X3	SPDT	6.0	0.40	0.50	40	31	+33 @ P1.0dB	+32 @ P1.0dB	UPG2163T5N	 (1.5x1.5x0.37)
CG2176X3	Absorptive SPDT	6.0	0.45	0.55	30	22	+37.5 @ P0.5dB	+37.5 @ P0.5dB	UPG2176T5N	 (1.5x1.5x0.37)
CG2179M2	SPDT	3.0	0.45	N/A	26	N/A	+30 @ P0.1dB	NA	UPG2214TB UPG2406TB UPG2408TB	 (2.0x1.25x0.9)
CG2185X2	SPDT	6.0	0.35	0.40	28	26	+29 @ P0.1dB	+29 @ P0.1dB	UPG2185T6R	 (1.0x1.0x0.37)
CG2214M6	SPDT	3.0	0.35	N/A	25	N/A	+30 @ P0.1dB	NA	UPG2030TK UPG2214TK UPG2408TK UPD5713TK*	 (1.5x1.1x0.55)
CG2409M2	SPDT	3.8	0.45	N/A	27	N/A	+37.5 @ P0.1dB	NA	UPG2009TB UPG2155TB UPG2409TB	 (2.0x1.25x0.9)
CG2409X3	SPDT	6.0	0.40	0.55	32	34	+37.5 @ P0.1dB	+37.5 @ P0.1dB	UPG2409T6X UPG2415T6X	 (1.5x1.5x0.37)
CG2415M6	SPDT	6.0	0.35	0.45	32	26	+31 @ P0.1dB	+31 @ P0.1dB	UPG2415TK	 (1.5x1.1x0.55)

* Drop in but not direct

DPDT Switch

CG2164X3	DPDT	6.0	0.50	0.60	25	17	+32 @ P0.5dB	+30 @ P0.5dB	UPG2162T5N UPG2164T5N	 (1.5x1.5x0.37)
----------	------	-----	------	------	----	----	--------------	--------------	--------------------------	--

SPNT Switch

CG2430X1	SP3T	6.0	0.50	0.60	28	25	+28 @ P0.1dB	+28 @ P0.1dB	UPG2430T6Z	 (1.5x1.5x0.37)
----------	------	-----	------	------	----	----	--------------	--------------	------------	--